

households

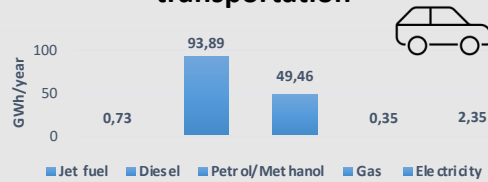
Total energy consumption GWh/year	Oil	Ngas	Biomass	Electricity	District heating
	3,2	3,78	10,11	2,41	41,87

Heat demand:

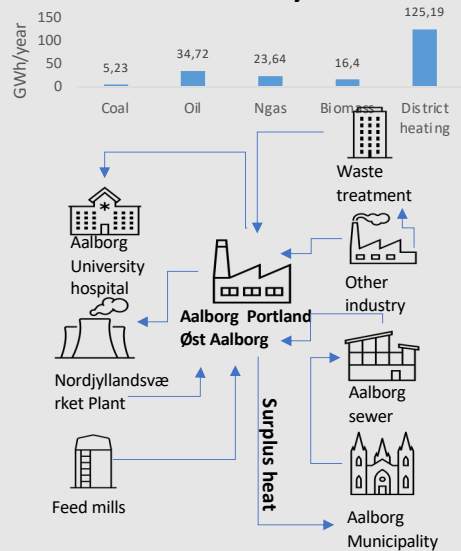


No of dwellings: 27.612
 Total heat energy demand: 50,86 GWh/year
 Average heat energy demand: 1.847,95 kWh/hh (yearly)

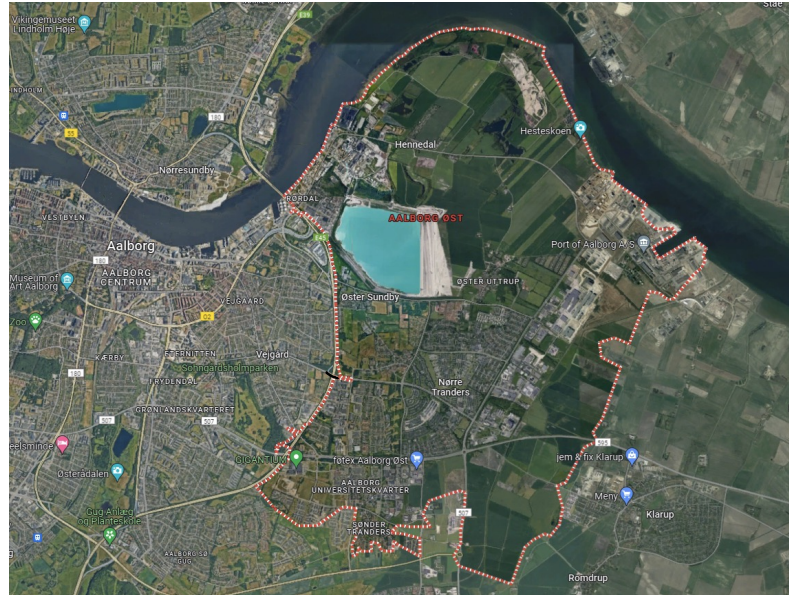
transportation



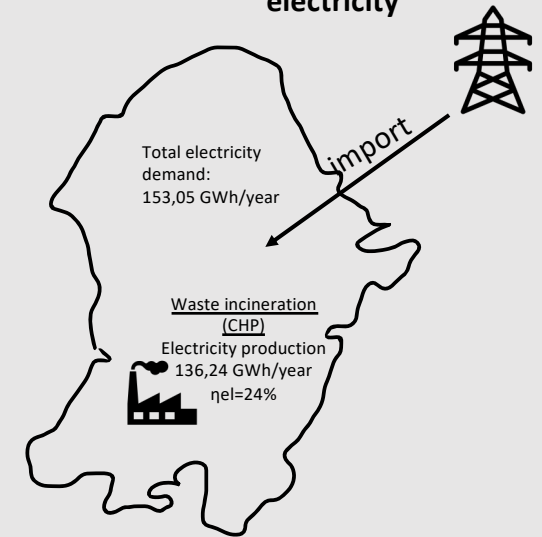
Industry



AALBORG EAST



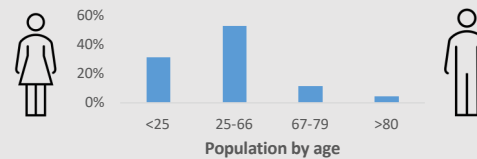
electricity



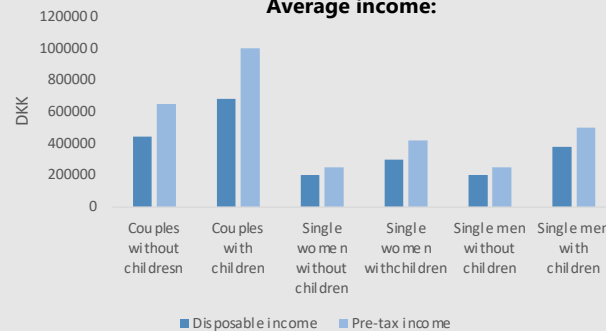
social statistics

Number of inhabitants

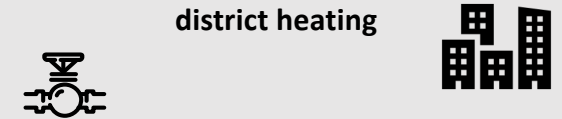
Aalborg: 221.082
 Øst Aalborg: 20.000



Average income:



district heating



total district heating demand (including losses):
 200,3 GWh/year

Total district heating production:
 300 GWh (from industrial excess heat)
 446 GWh (Waste incineration CHP plant)

district heating network losses:
 21%

Surplus heat is distributed to the citizens of Aalborg Municipality

Useful informations:

- [Aalborg in figures 2022.pdf \(aalborgkommune.dk\)](#)
- [Aalborg Portland Miljøregulering 2019](#)
- [Microsoft Word - Bolig2022.docx \(aalborgkommune.dk\)](#)